

**People's Education Society's  
Dr. Ambedkar College of Commerce and Economics,  
Wadala, Mumbai – 31.**

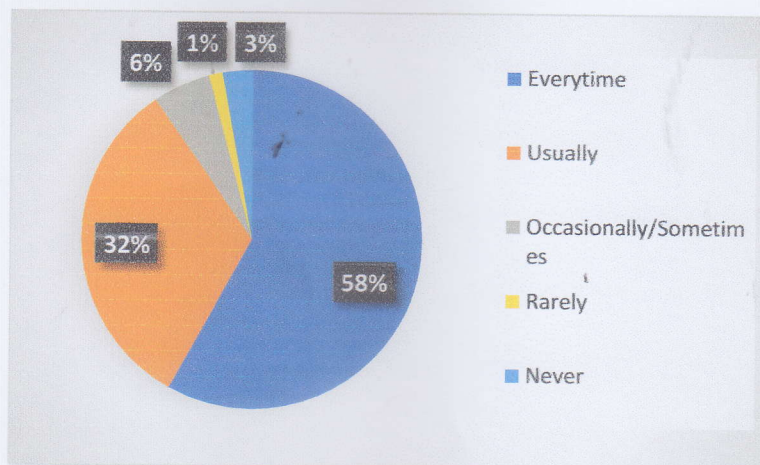
---

**Student Satisfaction Survey  
Academic Year 2021 – 2022**

Total 500 Students participated in the survey regarding infrastructure and learning resources such as classroom, library, canteen, gymkhana, examination section and services offered by college office.

Following are the analysis of the responses by the student:

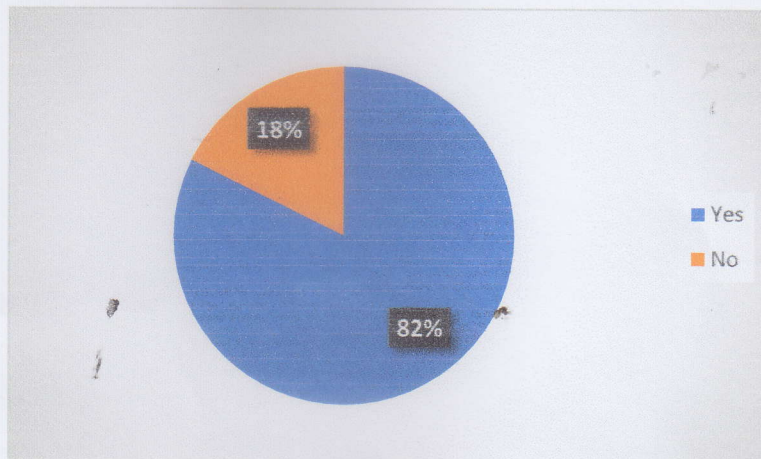
**1. Is your class room clean?**



Overall, 58% students said that the classrooms are clean every time. Moreover, 32% students said that the classrooms are clean occasionally.

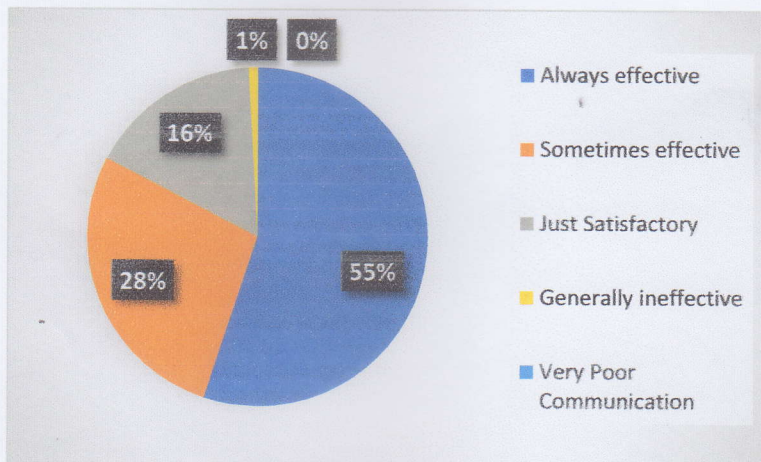


**2. Does College provide online Teaching – platform in Pandemic time for online lectures?**



It is clear that, 82% students said college conducted lectures on online platform during pandemic. However, 18% students said the college did not conducted online lectures.

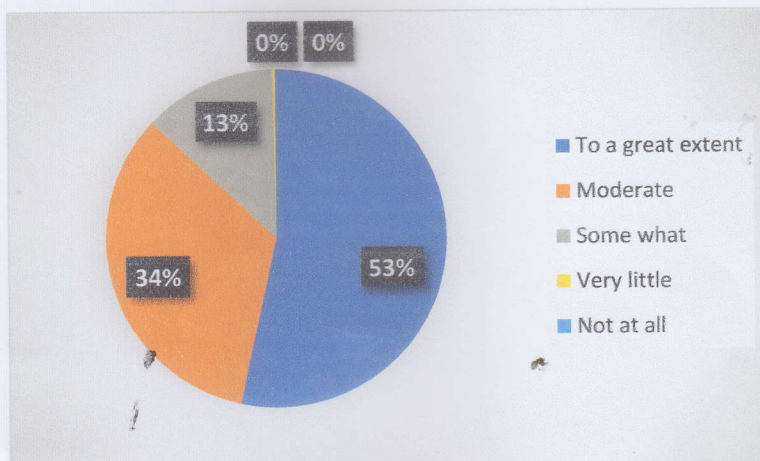
**3. How well were the teachers able to communicate?**



As the chart shows, a small majority i.e., 55% of students said teachers were able to communicate effective always. Additionally, 28% students said sometimes effective. On the other hand, 16% students said the communication by teachers were just satisfactory.

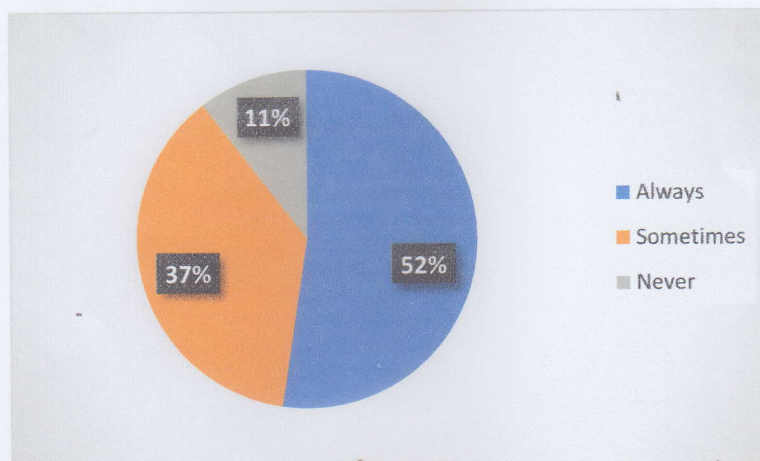


4. Do you think facilities in girls'/boys' common room are satisfactory?



Overall, 53% students said that common room are satisfactory to great extent. Furthermore, 34% students said that common room are moderate and 13% students said that they are somewhat satisfactory with the facilities.

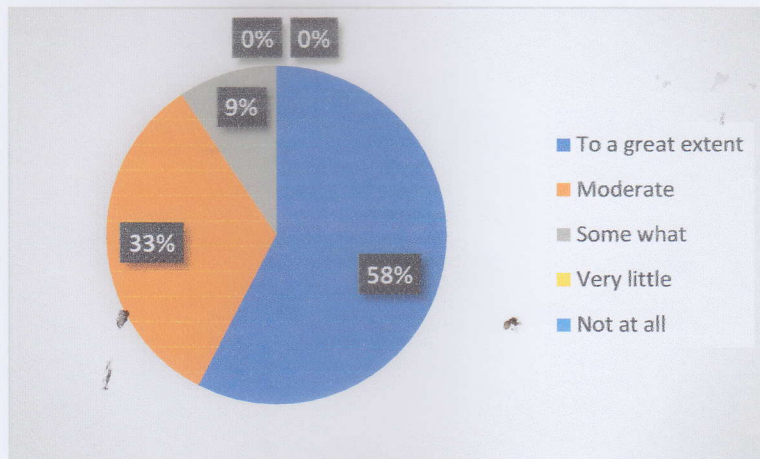
5. Are the washroom clean?



The chart depicts, 52% of students said that the washrooms are always clean and 37% of students said washroom are sometime clean. Despite, 11% of students said that the washrooms are never clean.

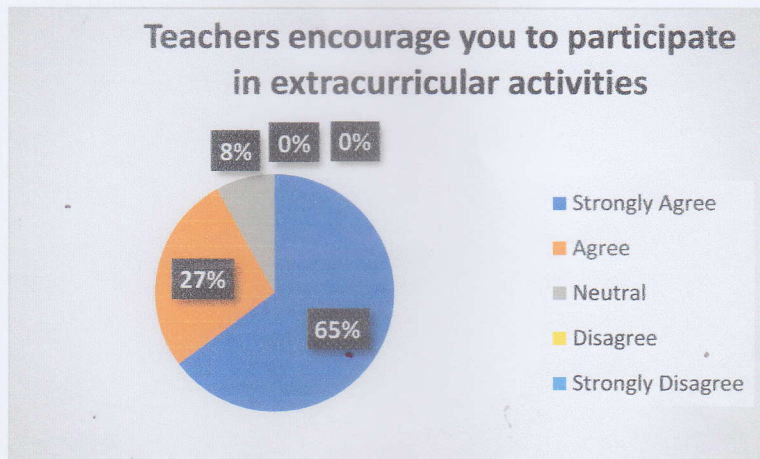


6. Efforts are made by the institute/teachers to inculcate soft skills, life skills and employability skills to make you ready for the world of work.



The chart shows, 58% of students said that college and teachers inculcated soft skills, life skills and employability skills to great extent. Whereas, 33% of students said moderate efforts were made. Conversely, 9% of students said college and teacher made somewhat efforts to inculcate the aforementioned skills.

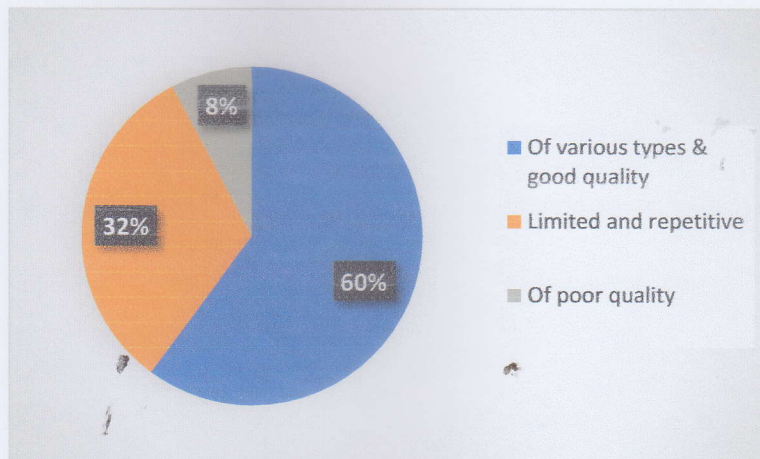
7. Teachers encourage you to participate in extracurricular activities.



The chart depicts, 65% of students strongly agrees that teachers encourage them to participate in extracurricular activities. Additionally, 27% of students agree to the encouragement by teachers. Whereas, 8% of students were neutral.

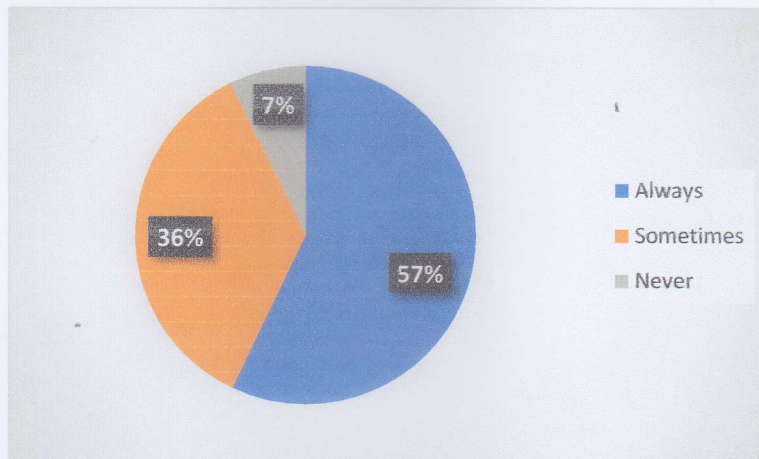


**8. Extra-curricular programmes are**




The chart shows, 60% of students said that extra-curricular programmes are of various types and of good quality. Moreover, 32% of students said that the extra-curricular activities are limited and repetitive in nature. On the other hand, 8% of students said the activities are of poor quality.

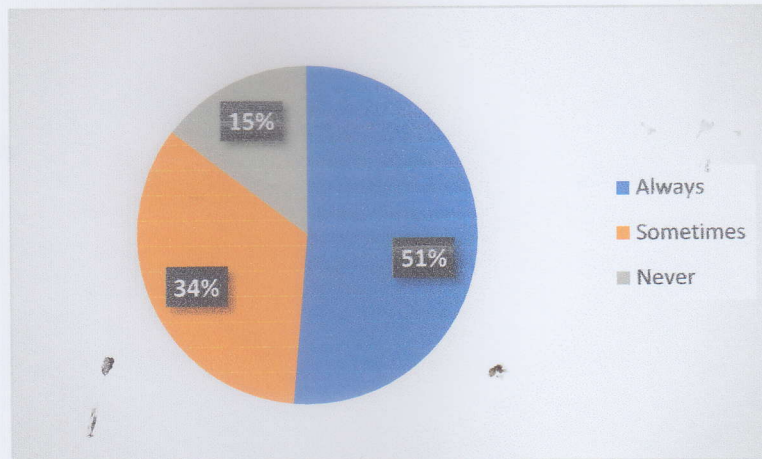
**9. Do you get books on your demand from the library.**



It is clear in the chart, 57% of the students said they always get books on demand from the library. Besides, 36% of the students said they sometime get books on demand. Nevertheless, 7% of the students said they never get books on demand from library.

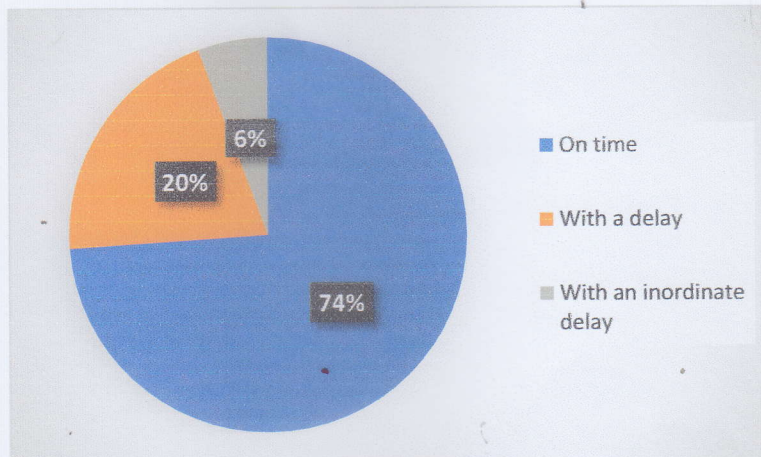


**10. Do you find the examination section staff helpful**



The chart shows, 51% of the students said examination section staff was always helpful. Secondly, 34% of the students said the staff was sometimes helpful. Notwithstanding, 15% of the students said the staff was never helpful.

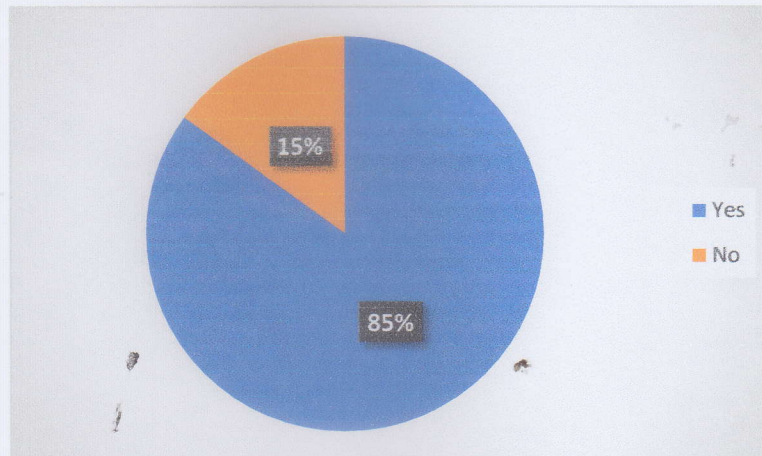
**11. Do you get various certificates/documents (such as bonafide certificates, bus/railway Concessions etc?) required from the college office within the reasonable period of time**



It is clear in the chart, 74% of the students said that they get documents on time from the college office. Further, 20% of the students said that they get documents with a delay. However, 6% of the students said that they get documents with an inordinate delay.

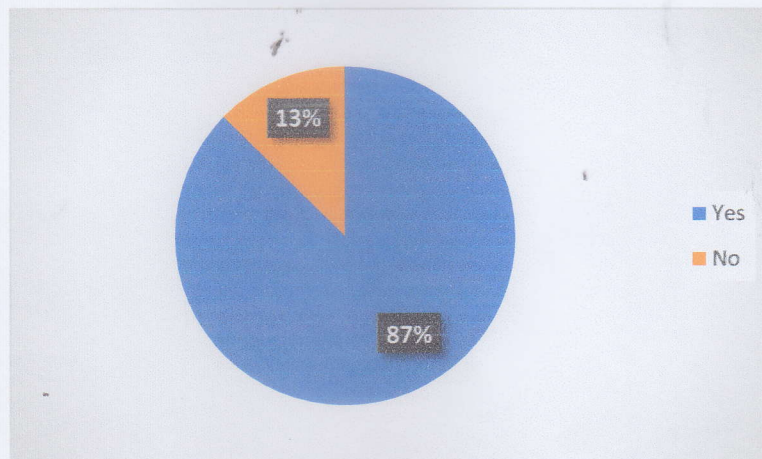


**12. Does College provide placement to final year students**



The chart shows, 85% of the students said yes regarding the college providing placement to the final year students. On the other hand, 15% of the students said no.

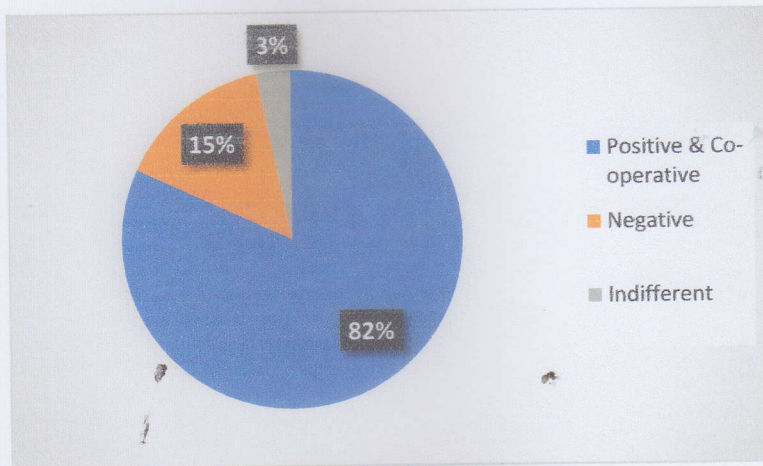
**13. Do you find facilities available in the gymkhana for indoor/outdoor games satisfactory**



The chart depicts, 87% of the students are satisfied with the facilities available in the gymkhana for indoor and outdoor games. Although, 13% of the students are not satisfied.

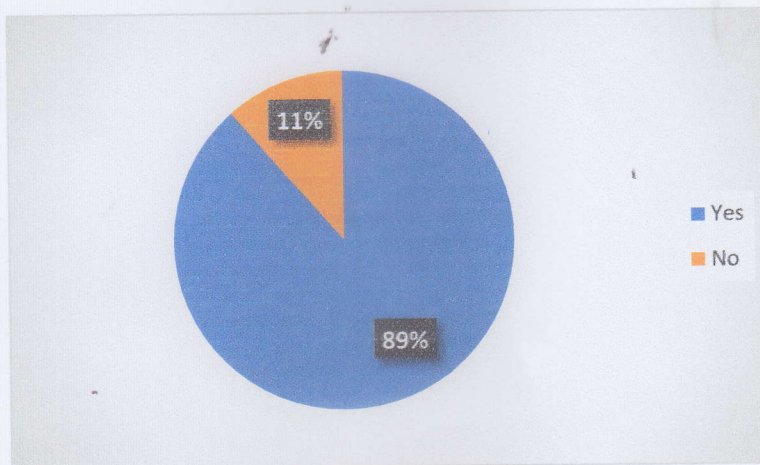


**14. What is the attitude of college office staff towards the students**



It is clear in the chart, 82% of the students said the attitude of the college staff is positive and cooperative towards them. Further, 13% of the students said that the attitude of the college staff is negative. Additionally, 3% of the students said that attitude of the college staff is indifferent.

**15. Does your teacher encourage you to take part in NSS activities**

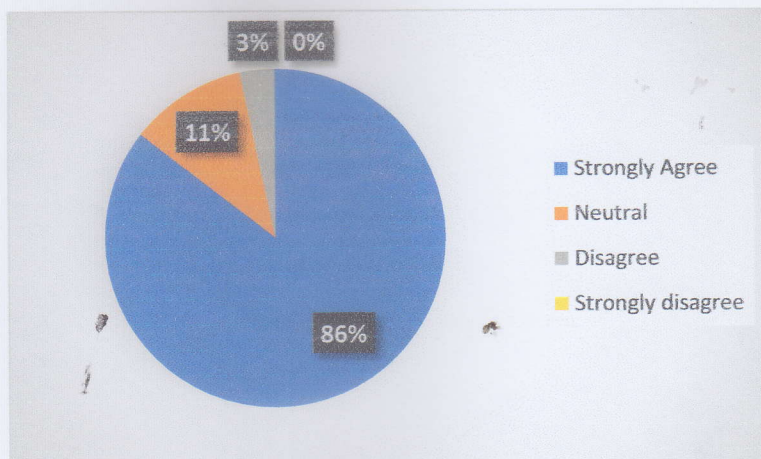


As the chart shows, 89% of the students said that the teachers encourage them to take part in NSS activities. Moreover, 11% of the students said that teachers don't encourage them at all.



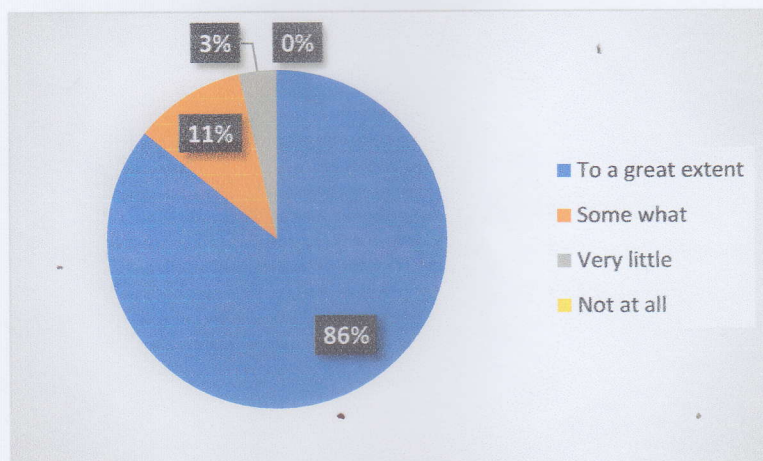


**The Institution makes effort to engaged students in the monitoring, review and continuous quality improvement of the teaching learning process**



Overall, 86% of the students strongly agrees that The Institution makes effort to engaged students in the monitoring, review and continuous quality improvement of the teaching learning process. Additionally, 11% of the students are neutral. Conversely, 3% of the students disagree.

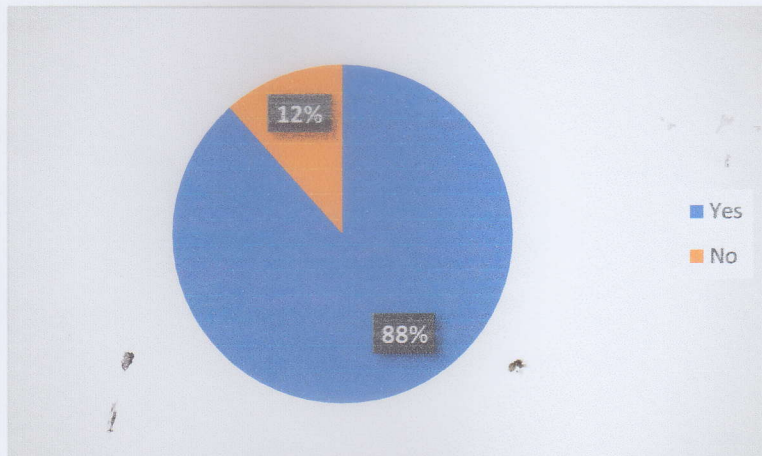
**17. Does your college run programs related to Women Development Cell**



As the chart depicts, 86% of the students said that college run programs related to Women Development Cell to a great extent. Moreover, 11% of the students said that college runs such programs to some what extent. Whereas, 3% of the students said that WDC programs runs by college to a very little extent.

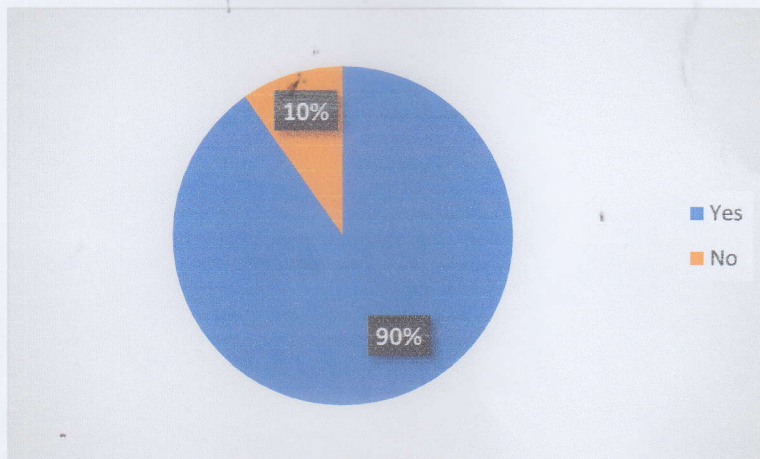


**18. Do you think your classroom has sufficient light and ventilation**



The chart shows, 88% of the student said that the classroom has sufficient light and ventilation. On the other hand, 12% of the students did not agree.

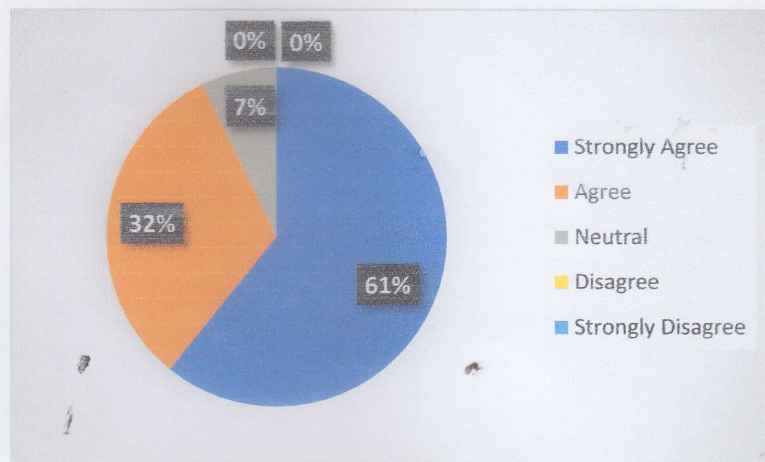
**19. Does Student study material available on College website during pandemic time**



As the chart depicts, 90% of the students said that the study material available on college website during pandemic. On the contrary, 10% of the students said the study material was not available.



10. The overall quality of teaching-learning process in your institute is very good



The chart shows. 61% of the students strongly agree that the overall teaching-learning process in your institute is very good. Furthermore, 32% of the students agrees. However, 7% of the students were neutral.



*[Signature]*  
Principal  
Dr Ambedkar College of  
Commerce and Economics  
Wadala, Mumbai - 400 031